



TeraLink 2200

100 Mbps 2 x 2 MIMO Outdoor CPE - 802.11ac

OVERVIEW

TeraLink 2200 is a 2 x 2 MIMO, IEEE802.11ac Radio that provides outdoor Point-to-Point and Point-to-Multipoint Topologies at signaling rates up to 867 Mbps. TeraLink 2200 is designed for wide area coverage.

The TeraLink 2200 has significantly higher capacity and increased coverage capabilities over conventional point to point or point to multi-point systems due to a number of factors working in concert. These factors are the MIMO diversity advantage; increased output power and sensitive receive capability.

TeraLink is built on more than a decade of OFDM experience. The 2 x 2 multiple-in, multiple-out (MIMO) capable radio delivers superior throughput for bandwidth hungry 3G and 4G customers.

The TeraLink 2200 base radio is packaged in an IP67 ruggedized enclosure suitable for all weather conditions. The specialized design of the finned enclosure allows for stable operation in high heat environments while the integrated vent plug protects electronics in high humidity conditions. The thick all-metal enclosure provides high EMI immunity for stable operation and secures communications in hostile environments.

PRODUCT FEATURES

- Point-to-Point and Point-to-Multipoint Topologies
- 2 x 2 MIMO Technology, up to 100 Mbps
- Compatible with TeraLink 6400/5400/3200 Base Stations
- IEEE 802.11ac compliant and Backward compatible with 802.11a/n
- Supports Spatial Multiplexing, Cyclic-Delay Diversity (CDD), Low-Density Parity Check (LDPC) Codes, Maximal Ratio Combining (MRC), Space Time Block Code (STBC)
- Supports IEEE 802.11d, e, h, i, k, r, v time stamp, and w standards
- Supports Dynamic Frequency Selection (DFS)
- 80, 40 & 20 MHz Channel Sizes
- NLOS Urban Coverage with OFDM Technology
- User Friendly Web-Based GUI
- SNMPv3 and Enterprise MIB for Advanced Network Management
- High Spectral Efficiency and Robust RF Network Performance
- Rugged Construction for All Weather Conditions
- Built-in ESD Protection with ESD/EMP Immunity, Power Surge POE Protection

ORDERING INFORMATION

2200-58-10-00	TeraLink 2200 5.x GHz, IP67, 19 dBi, RD
2200-58-20-00	TeraLink 2200 5.x GHz, IP67, 16 dBi, RD

RADIO SPECIFICATION

Topology	Point-to Multipoint CPE OR Point-to-Point			
Frequency*	5180 MHz to 5320 MHz ; 5500 MHz to 5825 GHz			
Channel Size*	20 MHz ; 40 MHz ; 80 MHz			
Modulation	OFDM : BPSK, QPSK, 16-QAM 64-QAM and 256-QAM			
Signaling Rate	Up to 867 Mbps			
RF Connectors	Integrated Antenna			
Output Power	Up to + 20 dBm (aggregated 23dBm), configurable in 1dB steps			
Receiver Sensitivity (BER = 10 ⁻⁶) +/- 2dB	Modulation	20 MHz	40 MHz	80 MHz
	BPSK	-94 dBm	-93 dBm	-89 dBm
	16-QAM	-86 dBm	-83 dBm	-78 dBm
	64-QAM	-71 dBm	-74 dBm	-71 dBm
	256-QAM	N/A	-71 dBm	-68 dBm
Duplexing Format	Dynamic Time Division Duplex (TDD), Half-Duplex			
Medium Access Control	IEEE 802.11ac			
Data Rate Selection	Dynamic Adaptive Modulation per Link			

NETWORK SPECIFICATIONS

Network Connection	1 x Fast Ethernet ; Auto MDI-X RJ45 10/100 Mbps Ethernet
Operational Mode	Transparent Bridging (per OSI Layer2), Multicast
Traffic Management	Advanced QoS per user (Hotspot Mode), Standard WMM
MAC Filtering and Firewall	Filtering through Standard MAC address, Firewalls - Zones
VLAN	Data Tagging/Untagging, 802.1q transparency, VLAN Management; SSID to VLAN Mapping
NAT	1:N NAT configurable through CPE GUI
DHCP	DHCP Client , DHCP server for LAN devices when in NAT mode, PPPoE, L2TP
IPv6	IPv6 pass through in bridge mode
Routes	Add static Routes
Operation Mode	Standalone, Hotspot, EION AP Controller

SECURITY

Management Access	Username and Password Compatible with all modern web browsers and Windows 7+ OS
Encryption	WEP (64, 128, 154), WPA1 (TKIP), WPA2 (CCMP - AES 128, CBC-MAC for headers). Encryption is available in factory firmware and firmware upgrades

MANAGEMENT

Management Access	Over the Air & Wired over prioritized ports
Remote Monitoring	HTML Web-GUI, SNMP v3c (Set, Get and Traps with proprietary MIB)

	MIB files are available on request
Installation Management	Wireless Link Monitor and Diagnostic Tool; <ul style="list-style-type: none"> • Provides noise and RSSI signal levels as well as other statistical information • Real-time view of available over the air bandwidth • Real-Time Link Quality Metrics • Built-in Spectrum Analyzer
Backup Configuration	Save Radio Configuration to local PC
Software Upgrade	Over the Air or local, Web-based upgrade
Services	Auto Reboot, Ping Watchdog

PHYSICAL, ELECTRICAL & ENVIRONMENTAL

Power Consumption	Typ. < 10 Watts
Power Supply	100-240V, 50/60 Hz AC; UL/CSA approved 48 Volt POE system; DC power options available. The included power supply includes one standard Gigabit Ethernet port for connection to LAN or local PC, and one PoE port for connection to the TeraLink equipment. Power supply is 10/100/1000 BaseT IEEE802.3af/at compliant with data rates up to 1 Gbps full duplex on both ports
Temperature Range	Operating: -20° C to +70° C Storage: -40° C to +90° C
Relative Humidity	Operating: 0% to 100% (condensing); Storage: Max. 90% (non-condensing)
Mounting Bracket	Pole mounting hardware included
Enclosure	Single Unit, Die Cast Metal NEMA 4x; IP67, Finned for heat dissipation
Weight	1.0 kg (Integrated Antenna – 16 dBi option) 1.3 kg (Integrated Antenna – 19 dBi option)
Dimensions	185mm x 185mm x 56mm (Integrated Antenna – 16 dBi option) 257mm x 257mm x 86mm (Integrated Antenna – 19 dBi option)
Lightning Protection	Integrated, Telcordia GR-1089 compliant (Meets IEC 61000-4-2/ 4-4)

STANDARDS COMPLIANCE

Weatherproofing	IP67 when properly installed
Compliance	RoHS/WEEE FCC Part 15 Industry Canada Spectrum Management and Telecommunications Radio Standards Adheres to RSS-210 Issue 8 License-exempt Radio Apparatus (all frequency bands): Category 1 Equipment

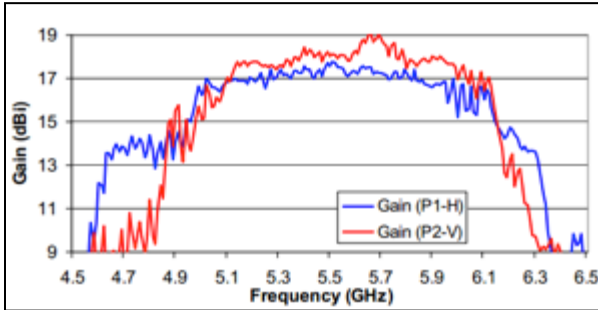
INTEGRATED ANTENNA

The specifications below apply to the integrated antenna that is included with Teralink 2200 CPE

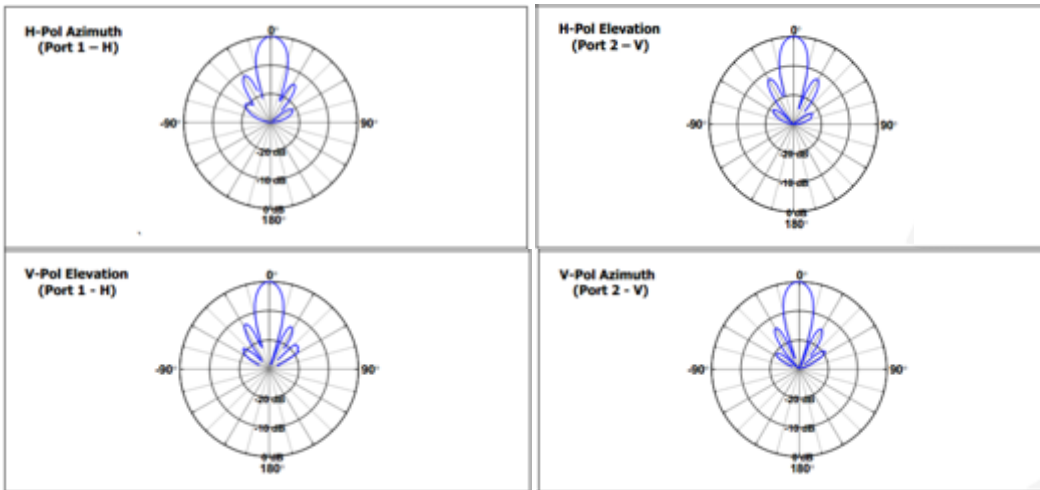
Gain	19 dBi	16 dBi
Radiation	Directional	Directional
Frequency Range	4.9 -5.9 GHz	5.1 -5.9 GHz
Polarization	Dual – Polarization	Dual – Polarization
Azimuth-3dB Beam Width	Horizontal (Port 1): 17 degrees Vertical (Port 2): 17 degrees	Horizontal (Port 1): 38 degrees Vertical (Port 2): 20 degrees
Elevation-3dB Beam Width	Horizontal (Port 1): 17 degrees Vertical (Port 2): 17 degrees	Horizontal (Port 1): 38 degrees Vertical (Port 2): 20 degrees

Isolation	-40dB (Max)	-40dB (Max)
Front-to-Back Ratio	-25dB (Max)	-40dB (Max)
VSWR	Horizontal (Port 1): <1: 1.87 Vertical (Port 2): <1: 2.00	Horizontal (Port 1): <1: 1.5 Vertical (Port 2): <1: 1.5
Cross Polarization Isolation	-27dB (Max)	-24 dB (Max)
Side Lobe	< -12dB	< -12dB

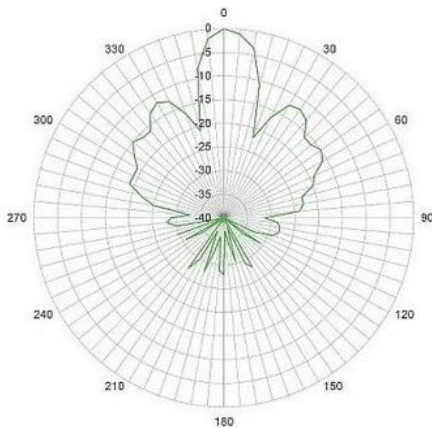
INTEGRATED ANTENNA GAIN PLOT 19 dBi



INTEGRATED ANTENNA POLAR PLOTS 19 dBi



INTEGRATED ANTENNA POLAR PLOTS 16 dBi
VERTICAL POLARIZATION



HORIZONTAL POLARIZATION

